

IMPALA INDUSTRIAL ENTERPRISES LIMITED

CIN : L72100AS1988PLC003098

205, Haribol Roy Market
2nd Floor, A. T. Road, Near Saraf Building
Guwahati - 781 001
Website : iiel.co.in
Email ID: impala@india.com
Phone: +91 7890586947

Date : 16/10/2015

To
Head- Listing & Compliance
MCX Stock Exchange Limited (MCX-SX)
Exchange Square,
Suren Road, Chakala,
Andheri (East),
Mumbai- 400093

Sub: Submission of Share Holding Pattern.

Dear Sir / Madam,

Please find herewith Shareholding Pattern as per Clause 35 of the Listing Agreement, along with all schedules, for quarter ended 30/09/2015.

Request to update the same on your records.

Thanking You.

Yours Faithfully.

For Impala Industrial Enterprises Limited



Swapan Sarika
Executive Director
DIN: 05149442

1 (a) Statement showing Shareholding Patterns

	No. of partly paid-up shares	As a % of total no. of partly paid-up shares	As a % of total no. of shares of the company
Partly paid-up shares			
Held by promoter / promoters group	--	--	--
Held by public	--	--	--
Total : =	--	--	--

	No. of outstanding securities	As a % of total no. of outstanding convertible secu.	As a % of total no. of shares of the company, assuming full conversion of the conv. secu.
Outstanding convertible securities			
Held by promoter / promoters group	--	--	--
Held by public	--	--	--
Total : =	--	--	--

	No. of warrants	As a % of total no. of warrants	As a % of total no. of shares of the company, assuming full conversion of warrants
Warrants			
Held by promoter / promoters group	--	--	--
Held by public	--	--	--
Total : =	--	--	--

Total paid-up capital of the company assuming full conversion of warrants and convertible securities 11000400



Statement showing Shareholding Pattern

Category of Shareholder	Number of Shareholders	Total No. of Shares	No. of Shares held in DEMAT form	Total Shareholding as % of Total No. of Shares As a % of (A+B)	As a % of (A+B+C)	Shares Pledged or otherwise encumbered No. of Shares As a %
-------------------------	------------------------	---------------------	----------------------------------	--	-------------------	---

(A) Shareholding of Promoter and Promoter Group :

(1) INDIAN :

(a) Individuals / HUF	--	--	--	--	--	--
(b) Central Govt./State Govt.	--	--	--	--	--	--
(c) Bodies Corporate	3	487300	--	4.43	4.43	--
(d) Financial Institutions / Banks	--	--	--	--	--	--
(e) Any Other (specify)	--	--	--	--	--	--
Sub Total (A) (1) :	3	487300	--	4.43	4.43	--

(2) FOREIGN :


(a) NRI / Foreign Individuals	--	--	--	--	--	--
(b) Bodies Corporate	--	--	--	--	--	--
(c) Institutions	--	--	--	--	--	--
(d) Any Other (specify)	--	--	--	--	--	--
Sub Total (A) (2) :	--	--	--	0.00	0.00	--

Total Shareholding of Promoter and Promoter Group. (A) = (A) (1) + (A) (2) : **3** **487300** **--** **4.43** **4.43**

(B) Public shareholding :

(1) Institutions :						
(a) Mutual Funds / UTI	--	--	--	--	--	
(b) Financial Institutions / Banks	--	--	--	--	--	
(c) Central Govt. / State Govt.	--	--	--	--	--	

N.A. N.A.
N.A. N.A.




(I) Statement showing Shareholding Pattern

Category of Shareholder	Number of Shareholders	Total No. of Shares	No. of Shares held in DEMAT form	Tot Shareholding as % of Total No. of Shares		Shares Pledged or otherwise encumbered		
				As a % of (A+B)	As a % of (A+B+C)	No. of Shares	As a %	
(d) Venture Capital Funds	--	--	--	--	--			
(e) Insurance Companies	--	--	--	--	--			
(f) Foreign Institutional Invs. (FII)	--	--	--	--	--			
(g) Foreign Venture Capital Invs.	--	--	--	--	--			
(h) Any Other (specify)	--	--	--	--	--			
Sub Total (B) (1) :				--	0.00	0.00		
(2) Non-institutions :								
(a) Bodies Corporate	38	9412800	36000	85.57	85.57	N.A.	N.A.	
(b) Individuals - i) Indv. shareholders holding nominal share capital upto Rs. 1 Lakh. ii) Indv. shareholders holding nominal share capital in excess of Rs. 1 Lakh.	326	3938800	49700	3.58	3.58			
(c) Any Other (specify) : Non Resident Indian Others	--	--	--	--	--			
Sub Total (B) (2) :				397	10513100	588300	95.57	95.57
Total Public Shareholding :				397	10513100	588300	95.57	95.57
(B) = (B) (1) + (B) (2)							N.A.	N.A.
TOTAL (A)+(B) ->				400	11000400	588300	100.00	100.00




LI(I)(a) Statement showing Shareholding Pattern

Category of Shareholder	Number of Shareholders	Total No. of Shares	No. of Shares held in DEMAT form	Tot Shareholding as % of Total No. of Shares of (A+B)	As a % of (A+B+C)	Shares Pledged or otherwise encumbered No. of Shares	As a %
LI(I)(c) Shares held by Custodians and against which Depository Receipts have been issued	--	--	--	--	--	N.A.	N.A.
GRAND TOTAL (A)+(B)+(C) ->	400	11000400	589300	100.00	100.00		



Statement showing holding of securities (including shares, warrants, convertible securities) of persons belonging to the category "Promoter and Promoter Group".

Sl. No. of the Shareholder	Details of Shares held			Encumbered shares			Details of Warrants			Details of Convertible Securities			Total shares (including underlying shares assuming full conversion of warrants and convertible Sec. as at of diluted share capital (XII))
	No. of Shares held (I)	As a % of grand total (A)+(B)+(C) (IV)	No. of Shares held (III)	As a % of Grand Total (A)+(B)+(C) (VII)	No. of Warrants held (VIII)	As a % of Grand Total (IX)	No. of Convertible Securities held (X)	As a % of Grand Total (XI)	No. of Warrants held (VIII)	As a % of Grand Total (IX)	No. of Convertible Securities held (X)	As a % of Grand Total (XI)	
1 NEW OUTLOOK SECURITIES LTD	144000	1.31	--	--	--	--	--	--	--	--	--	--	1.31
2 KIRTI ELECTRO SYSTEM PVT. LTD.	168900	1.54	--	--	--	--	--	--	--	--	--	--	1.54
3 SHAKTI ISPAT PRODUCTS PVT. LTD.	174400	1.59	--	--	--	--	--	--	--	--	--	--	1.59
TOTAL ->	487300	4.43	0	0.00	0	0.00	0	0.00	0	0.00	0	0.00	4.43



(I) Statement showing holding of securities (including shares, warrants convertible securities) of persons belonging to the category "Public" and holding more than 1% of the total number of shares

Sl. No.	Name of the Shareholder (I)	No. of Shares held (III)	Shares as a Percentage of total No. of shares (i.e. Grand Total (A) + (B) + (C) (II) (a) above)	Details of Warrants held (V)	Details of Securities held (VII)	Details of Convertible Securities (VIII)	Total shares (including underlying shares assuming full conversion of warrants and convertible Sec. as at of diluted share capital (IX))
1	N.E.ELECTRONICS LIMITED	156500	1.42	--	--	--	1.42
2	MAVURI FINVEST PVT. LTD.	254000	2.31	--	--	--	2.31
3	GRIFFON SECURITIES P. LTD.	260000	2.36	--	--	--	2.36
4	SUPER FINANCE LTD.	265000	2.41	--	--	--	2.41
5	MACROSOFT TECHNOLOGIES P. LTD.	268000	2.44	--	--	--	2.44
6	SUREJ AGRO PRODUCTS LTD.	269000	2.45	--	--	--	2.45
7	MOKTAMANI FINCO LTD.	271000	2.46	--	--	--	2.46
8	SPIRIT INVESS. & FINANCE P. LTD	271000	2.46	--	--	--	2.46
9	NOVELTY TRADERS LTD.	274000	2.49	--	--	--	2.49
10	ISPAI SHEETS LIMITED	274000	2.50	--	--	--	2.50
11	PENITUM HI-TECH PVT. LTD.	275000	2.50	--	--	--	2.50
12	GRIMORE PORTFOLIO FUND LIMITED	278000	2.53	--	--	--	2.53
13	TARITA FASHIONS PVT. LTD.	281000	2.55	--	--	--	2.55
14	GATEWAY COMPUTERS P. LTD.	282000	2.56	--	--	--	2.56
15	CLIFFTON SECURITIES PVT. LTD.	285000	2.59	--	--	--	2.59
16	MAGESHWAR INVESTMENT LTD.	285000	2.59	--	--	--	2.59
17	KANCHANJUNGA INDS. FINANCE L.	287000	2.61	--	--	--	2.61
18	CLAYTON MARKETING P. LTD.	292000	2.65	--	--	--	2.65
19	NICCO SECURITIES P. LTD.	294000	2.67	--	--	--	2.67
20	ESQUIRE AGRO PRODUCTS P. LTD.	295000	2.68	--	--	--	2.68
21	OXYMUS VISION P. LTD.	295000	2.68	--	--	--	2.68
22	VENUS OVERSEAS LIMITED	295000	2.68	--	--	--	2.68
23	GLOBEX FINANCE CORPORATION LTD	296000	2.69	--	--	--	2.69
24	MANGLAM APARTMENTS LIMITED	296000	2.69	--	--	--	2.69
25	CLIFTONS PEARSON EXPORT & AGENCIES LTD	297000	2.70	--	--	--	2.70
26	ONLINE INFORMATIONS TECH. LTD.	297000	2.70	--	--	--	2.70
27	GANGA BUILDERS LTD.	298000	2.71	--	--	--	2.71
28	RAMKRISHNA FINCAP LIMITED	298000	2.71	--	--	--	2.71
29	VINDHYACHAL SECURITIES LIMITED	298000	2.71	--	--	--	2.71
30	BHASKAR FUND MANAGEMENT LTD.	299000	2.72	--	--	--	2.72
31	BAY INLAND FINANCE P. LTD.	299000	2.72	--	--	--	2.72
32	DHANANJAY INTERNATIONAL LTD.	299000	2.72	--	--	--	2.72
33	LOGIC INFOTECH LIMITED	299000	2.72	--	--	--	2.72
TOTAL ->		9283500	84.39	0	0.00		84.39



(i) (c) (ii) Statement showing holding of securities (including shares, warrants convertible securities) of persons (together with PAC) belonging to the category "Public" and holding more than 5% of the total number of shares of the company

Srl. No. and the Persons Acting in No. Concert (PAC) with them	Name of the shareholder(s)	No. of Shares (1) (a) above)	No. of Statement at para (1) (a) above)	Warr. held As a %	No. of Secur. held	No. of Secur. held	%w.r.t total No. of Conv. Securities	Total shares (including underlying shares assuming full conversion of warrants and convertible Sec. as a % of diluted share capital
T O T A L ->								
		0	0.00	0	0.00			0.00



(1) Statement showing details of Locked-in shares

Srl. No. Shareholder	Number of Locked-in Shares	Locked-in shares as a percentage of total Locked-in Number of shares [i.e., Grand Total (A)+(B)+(C) indicated in Statement at para (1) (a) above]
----------------------	----------------------------	---

(1) Promoter :

SUB TOTAL (1) ->

(2) Non-Promoter :

SUB TOTAL (2) ->

TOTAL (1+2) ->



(II)(a) Statement showing details of Depository Receipts (DRs)

Type Of outstanding DR Scrip No. (ADRS, GDRs, SDRS, etc.)	Number of outstanding DRs	Number of shares underlying outstanding DRs	Shares underlying outstanding DRs as a percentage of total number of shares (i.e., Grand Total (A)+(B)+(C) Statement at para (I) (a) above)
1	--	--	--
Total :-			
	--	--	--



(I) Statement showing Holding of Depository Receipts (DRs), where underlying shares are in excess of 1% of the total number of Shares

Sr. No.	Name of the DR Holder	Type of outstanding DR (ADRS, GDRs, SDRs, etc.)	Number of shares underlying outstanding DRs	Shares underlying outstanding DRs as a percentage of total number of shares [i.e., Grand Total (A)+(B)+(C) Statement at para (I) (a) above]
1				
Total :-				

